

PART NO. 936200UU

Cat 6 U/UTP LSOH SWA LSOH Ethernet Cable

Detailed Specifications & Technical Data

CROSS SECTION



1 Conductor
2 Insulation
3 Stranding
4 Seperator
5 Inner Jacket
6 Armor
7 Outer Jacket

CABLE CONSTRUCTION

Conductor	: Electrolytic solid copper conductor
Insulation	: Solid polyethylene insulation
Stranding	: Insulations are stranded into pairs
Seperator	: Pairs are stranded together with star shaped separator
Inner Jacket	: UV resistant halogen-free inner jacket
Armor	: Steel wire armor
Outer Jacket	: UV resistant halogen-free outer jacket

TECHNICAL DATA

Conductor Resistance Ω/km (20 °C)	: Max. 94
Insulation Resistance MΩ/km (20 °C)	: 5000
Mutual Capacitance nF/km	: Max. 56
Resistance Unbalance	: %2
Propagation Velocity	: %67-69
Characteristic Impedance Ω (1-250 MHz)	: 100 ±%5
Operating Voltage V DC	: 250
Test Voltage V (DC. 1 minute)	: 1200

STANDARDS

Manufacturing	: ANSI/TIA-568-C.2, IEC-61156-5, IEC-11801
Smoke Density Test	: IEC 61034-2, VDE 0482-1034-2, BS EN 61034-2
Flame Retardancy Test	: IEC 60332-1-2, VDE 0482-332-1-2, BS EN 60332-1-2
Corrosive Gas Test	: IEC 60754-2, VDE 0482-267-2-3, BS EN 50267-2-3
Halogen-free Test	: IEC 60754-1, VDE 0482-267-2-1, BS EN 50267-2-1

MECHANICAL CHARACTERISTICS

Bending Radius	: 8.0xD mm
Temperature Range Operating	: -20°C ~ +60°C

CABLE TYPE DATA

CAMCOM Part No.
936200UU

Camcom is proud to be certified by

Frame Offices - HQ, Alexanderveld 5-9,
2585 DB, Den Haag, Netherlands
+31708910864
sales@camcom.co.nl

Designed in Netherlands & Produced Globally.

Prepared By : Steve Smith

Disclaimer :- Datasheet is subject to modification without prior notication

© Technovation Alliance Enterprise B.V.



PART NO. 936200UU

Cat 6 U/UTP LSOH SWA LSOH Ethernet Cable

Detailed Specifications & Technical Data

ELECTRICAL PROPERTIES

Frequency MHz	Insertion Loss dB/100m (Max.)	Near-end Crosstalk (NEXT) dB (Min.)	Power-sum Near-end Crosstalk (PSNEXT) dB (Min.)	Equal-level Far-end Crosstalk (ELFEXT) dB/100m (Min.)	Power-sum Equal Level Far- end Crosstalk (PSELFEXT) dB/100m (Min.)	Return Loss (RL) dB (Min.)
1	2	74.3	72.3	67.8	64.8	20
4	3.8	65.3	63.3	55.8	52.8	23
8	5.3	60.8	58.8	49.7	46.7	24.5
10	6	59.3	57.3	47.8	44.8	25
16	7.6	56.2	54.2	43.7	40.7	25
20	8.5	54.8	52.8	41.8	38.8	24.3
25	9.5	53.3	51.3	39.8	36.8	23.6
31.25	10.7	51.9	49.9	37.9	34.9	21.5
62.5	15.4	47.4	45.4	31.9	28.9	20.1
100	19.8	44.3	42.3	27.8	24.8	18
200	29	39.8	37.8	21.8	18.8	17.3
250	32.8	38.3	36.3	19.8	16.8	16.8

PRODUCT VIEW



Camcom is proud to be certified by

Frame Offices - HQ, Alexanderveld 5-9,
2585 DB, Den Haag, Netherlands
+31708910864
sales@camcom.co.nl

Designed in Netherlands & Produced Globally.

Prepared By : Steve Smith

Disclamer :- Datasheet is subject to modification without prior notication

© Technovation Alliance Enterprise B.V.