

PART NO. 937200UF

Cat 6A U/FTP LSOH SWA LSOH Ethernet Cable

CAMCOM™

Detailed Specifications & Technical Data

CROSS SECTION

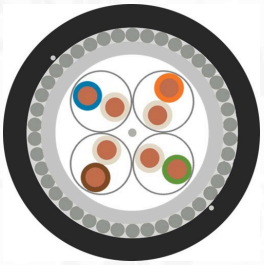

1 Conductor
2 Insulation
3 Indv. Stranding
4 Indv. Screen
5 Screen Wire
6 Ovrl. Stranding
7 Inner Jacket
8 Armor

CABLE CONSTRUCTION

Conductor	: Electrolytic solid copper conductor
Insulation	: Foamed polyethylene cladded with solid polyethylene
Indv. Stranding	: Insulations are stranded into pairs
Indv. Screen	: Al/PET tape
Screen Wire	: A tinned copper earthing wire between screened pairs
Ovrl. Stranding	: In layers
Inner Jacket	: UV resistant halogen-free inner jacket
Armor	: Steel wire armor
Outer Jacket	: UV resistant halogen-free outer jacket

TECHNICAL DATA

Conductor Resistance Ω/km (20 °C)	: Max. 94
Insulation Resistance MΩ/km (20 °C)	: 5000
Mutual Capacitance nF/km	: Max. 56
Resistance Unbalance	: %2
Propagation Velocity	: %78-80
Characteristic Impedance Ω (1-500 MHz)	: 100 ±%5
Operating Voltage V DC	: 125
Test Voltage V (DC. 1 minute)	: 1200

STANDARDS

Manufacturing	: ANSI/TIA-568-C.2, IEC-61156-5, IEC-11801
Smoke Density Test	: IEC 61034-2, VDE 0482-1034-2, BS EN 61034-2
Flame Retardancy Test	: IEC 60332-1-2, VDE 0482-332-1-2, BS EN 60332-1-2
Corrosive Gas Test	: IEC 60754-2, VDE 0482-267-2-3, BS EN 50267-2-3
Halogen-free Test	: IEC 60754-1, VDE 0482-267-2-1, BS EN 50267-2-1

MECHANICAL CHARACTERISTICS

Bending Radius	: 8.0xD mm
Temperature Range Operating	: -20°C ~ +60°C

CABLE TYPE DATA

CAMCOM Part No.
937200UF

Camcom is proud to be certified by

Frame Offices - HQ, Alexanderveld 5-9,
2585 DB, Den Haag, Netherlands
+31708910864
sales@camcom.co.nl

Designed in Netherlands & Produced Globally.

Prepared By : Steve Smith

Disclamer :- Datasheet is subject to modification without prior notication

© Technovation Alliance Enterprise B.V.



PART NO. 937200UF

Cat 6A U/FTP LSOH SWA LSOH Ethernet Cable

Detailed Specifications & Technical Data

ELECTRICAL PROPERTIES

Frequency MHz	Insertion Loss dB/100m (Max.)	Near-end Crosstalk (NEXT) dB (Min.)	Power-sum Near-end Crosstalk (PSNEXT) dB (Min.)	Equal-level Far-end Crosstalk (ELFEXT) dB/100m (Min.)	Power-sum Equal Level Far- end Crosstalk (PSELFEXT) dB/100m (Min.)	Return Loss (RL) dB (Min.)
1	2.1	74.3	72.3	67.8	64.8	20
4	3.8	65.3	63.3	55.8	52.8	23
8	5.3	60.8	58.8	49.7	46.7	24.5
10	5.9	59.3	57.3	47.8	44.8	25
16	7.5	56.2	54.2	43.7	40.7	25
20	8.4	54.8	52.8	41.8	38.8	25
25	9.4	53.3	51.3	39.8	36.8	24.3
31.25	10.5	51.9	49.9	37.9	34.9	23.6
62.5	15	47.4	45.4	31.9	28.9	21.5
100	19.1	44.3	42.3	27.8	24.8	20.1
200	27.6	39.8	37.8	21.8	18.8	18
250	31.1	38.3	36.3	19.8	16.8	17.3
300	34.3	37.1	35.1	18.3	15.3	16.8
400	40.1	35.3	33.3	15.8	12.8	15.9
500	45.3	33.8	31.8	13.8	10.8	15.2

PRODUCT VIEW



Camcom is proud to be certified by

Frame Offices - HQ, Alexanderveld 5-9,
2585 DB, Den Haag, Netherlands
+31708910864
sales@camcom.co.nl

Designed in Netherlands & Produced Globally.

Prepared By : Steve Smith

Disclamer :- Datasheet is subject to modification without prior notication

© Technovation Alliance Enterprise B.V.